




Art

Skills Ladder

	YEAR ONE	YEAR TWO
INVESTIGATION	<p>Ar1 Drawing Explore the use of line, shape and colour</p> <p>Ar2 Painting Explore a variety of tools and techniques including the use of different brush sizes and types</p> <p>Ar3 Printing Make marks in print with a variety of objects, including natural and made objects</p> <p>Ar4 Textiles/Collage Investigate using a wide variety of media, including card, fabric, plastic, tissue, magazines, crepe paper etc.</p> <p>Ar5 3D-Form Explore sculpture with a range of malleable media e.g. clay</p>	<p>Ar14 Explore ideas</p> <p>Ar15 Drawing Experiment with the visual elements of line, shape, pattern and colour</p> <p>Ar16 Drawing Work out ideas for drawings in a sketchbook</p> <p>Ar17 Painting Experiment with a variety of tools and techniques, including mixing a range of secondary colours, shades and tones</p> <p>Ar18 Printing Investigate and design patterns of increasing complexity and repetition</p> <p>Ar19 Textile/Collage Explore texture using a variety of media</p> <p>Ar20 3D-Form Experiment with, construct and join recycled, natural and man-made materials more confidently</p>
OBSERVATION	<p>Ar6 Recognise pattern in the environment</p>	<p>Ar21 Observe and comment on differences in their own and others' work</p> <p>Ar22 Drawing Draw for a sustained period of time using real objects, including single and grouped objects</p> <p>Ar23 Observe the work of a range of artists, craft makers and designers, describing the differences and similarities between different practices and disciplines, and making links to their own work</p>






Art

Skills Ladder

	YEAR ONE	YEAR TWO
APPLICATION	<p>Ar7 Respond to ideas</p> <p>Ar8 Make changes to their own work</p> <p>Ar9 Drawing Use a variety of tools, including pencils, crayons, pastels, felt tips, charcoal, ballpoints, chalk and other dry media</p> <p>Ar10 Painting Use different brush sizes and types</p> <p>Ar11 Printing Build a repeating pattern</p> <p>Ar12 Textiles/Collage Use a variety of techniques e.g. weaving, fabric crayons, sewing</p> <p>Ar13 3D-Form Manipulate clay in a variety of ways e.g. rolling, kneading and shaping</p>	<p>Ar24 Drawing Layer different media e.g. crayons, pastels, felt tips, charcoal and ballpoint</p> <p>Ar25 Painting Work on a range of scales e.g. large brush on large paper etc.</p> <p>Ar26 Printing Use a variety of techniques e.g. fabric printing, rubbings Design patterns of increasing complexity and repetition.</p> <p>Ar27 Printing Print using a variety of materials, objects and techniques.</p> <p>Ar28 Textile/Collage Use a variety of techniques e.g. tie-dyeing, wax or oil resist, mosaic</p> <p>Ar29 3D-Form Manipulate clay for a variety of purposes e.g. thumb pots, simple coil pots and models</p>






Art

Skills Ladder

	YEAR THREE	YEAR FOUR
INVESTIGATION	<p>Ar30 Drawing Experiment with different grades of pencil and other implements</p> <p>Ar31 Painting Experiment with different effects and textures e.g. blocking in colour, colour washes, thickened paint etc.</p> <p>Ar32 Printing Explore pattern and shape, creating designs for printing</p> <p>Ar33 Textiles/Collage Experiment with a range of media e.g. overlapping, layering etc.</p> <p>Ar34 Modelling and Sculpting Research, plan, design and make models</p> <p>Ar35 Find out about artists, architects and designers</p>	<p>Ar49 Drawing Explore relationships between line and tone, pattern and shape, line and texture and make informed choices in drawing, including use of paper and media</p> <p>Ar50 Painting Show increasing independence and creativity with the painting process, demonstrating a willingness to experiment and take risks</p> <p>Ar51 Printing Research, create and refine a print using a variety of techniques</p> <p>Ar52 Printing Explore resist printing including marbling and silkscreen</p> <p>Ar53 Textiles/Collage Experiment with paste resist</p> <p>Ar54 Find out about artists, architects and designers</p>
OBSERVATION	<p>Ar36 Drawing Use their sketchbook to observe, collect and record visual information from different sources</p> <p>Ar37 Printing Observe and discuss the processes used to produce a simple print</p>	<p>Ar55 Drawing Use research to inspire drawings from memory and imagination</p> <p>Ar56 Drawing Alter and refine drawings and describe changes, based on close observation, using appropriate vocabulary</p> <p>Ar57 Textiles/Collage Match the correct tool to the material</p> <p>Ar58 Modelling and Sculpting Through observation, talk about their own and others' work, understanding that it has been sculpted, modelled or constructed</p>






Art

Skills Ladder

	YEAR THREE	YEAR FOUR
APPLICATION	<p>Ar38 Drawing Use different media to achieve variations in line, texture, tone, colour, shape and pattern</p> <p>Ar39 Drawing Draw independently for a sustained period of time</p> <p>Ar40 Plan, refine and alter their work as necessary</p> <p>Ar41 Painting Work confidently on a range of scales e.g. thin brush on small picture etc.</p> <p>Ar42 Painting Mix a variety of colours and know which primary colours make secondary colours</p> <p>Ar43 Printing Print using a variety of materials, objects and techniques including layering.</p> <p>Ar44 Textiles/Collage Use a variety of techniques e.g. quilting, weaving, embroidery, appliqué and develop skills in stitching, cutting and joining</p> <p>Ar45 Modelling and Sculpting Work with a degree of independence</p> <p>Ar46 Modelling and Sculpting Construct a simple clay base for extending and modelling other shapes</p> <p>Ar47 Modelling and Sculpting Make a simple papier mache object</p> <p>Ar48 Design and create images and artefacts in response to their personal ideas</p>	<p>Ar59 Drawing Make informed choices in drawing including use of paper and media</p> <p>Ar60 Drawing Collect images and information independently in a sketchbook</p> <p>Ar61 Painting Make and match colours with increasing accuracy</p> <p>Ar62 Painting Use more specific colour language e.g. tint, tone, shade, hue.</p> <p>Ar63 Painting Plan and create different effects and textures with paint</p> <p>Ar64 Printing Select broadly the kinds of material to print with in order to achieve the desired effect</p> <p>Ar65 Textiles/Collage Choose collage or textiles as a means of extending work already achieved.</p> <p>Ar66 Modelling and Sculpting Show an understanding of shape, space and form</p> <p>Ar67 Modelling and Sculpting Plan, design, make and adapt models using a variety of materials</p> <p>Ar68 Modelling and Sculpting Talk about their work, understanding that it has been sculpted, modelled or constructed</p> <p>Ar69 Design and create images and artefacts for clearly defined purposes</p>






Art

Skills Ladder

	YEAR FIVE	YEAR SIX
INVESTIGATION	<p>Ar70 Drawing Research and use a variety of source material for their work</p> <p>Ar71 Drawing Explore the potential properties of the visual elements of line, tone, pattern, texture, colour and shape</p> <p>Ar72 Painting Work on preliminary studies to test media and materials Investigate, explore and record information to generate imaginative ideas</p>	<p>Ar87 Drawing Manipulate and experiment with the elements of art: line, tone, pattern, texture, form, space, colour and shape.</p> <p>Ar88 Painting Carry out preliminary studies, test media and materials and mix appropriate colours</p> <p>Ar89 Painting Work from a variety of sources, including some researched independently</p> <p>Ar90 Modelling and Sculpting Explore further the use of clay e.g. slabs, coils, slips, etc.</p> <p>Ar91 Investigate, explore and record information about famous artists showing appreciation of aesthetic qualities</p>
OBSERVATION	<p>Ar73 Drawing Work in a sustained and independent way from observation, experience and imagination</p> <p>Ar74 Printing Become familiar with new techniques e.g. the use of poly-blocks, relief, mono and resist printing</p> <p>Ar75 Compare and comment on ideas, methods and approaches used in their own and others' work, beginning to relate these to intention, in order to adapt and improve outcomes</p>	<p>Ar92 Drawing Identify artists who have worked in a similar way to their own work</p> <p>Ar93 Analyse and comment on ideas and methods</p>





Art

Skills Ladder

	YEAR FIVE	YEAR SIX
APPLICATION	<p>Ar76 Drawing Use a sketchbook to develop ideas</p> <p>Ar77 Painting Demonstrate a secure knowledge about primary and secondary, warm and cold, complementary and contrasting colours</p> <p>Ar78 Painting Create imaginative work from a variety of sources</p> <p>Ar79 Printing Choose the printing method appropriate to task</p> <p>Ar80 Printing Build up layers and colours/textures</p> <p>Ar81 Printing Organise their work in terms of pattern, repetition, symmetry or random printing styles</p> <p>Ar82 Textiles/Collage Join fabrics in different ways, including stitching</p> <p>Ar83 Textiles/Collage Use a range of media to create collage</p> <p>Ar84 3-D Form Use recycled, natural and man-made materials to create sculpture</p> <p>Ar85 3-D Form Plan a sculpture through drawing and other preparatory work</p> <p>Ar86 Design and create images and artefacts in response to personal ideas and for clearly defined purposes by selecting and developing techniques and using a range of materials</p>	<p>Ar94 Drawing Demonstrate a wide variety of ways to make different marks with dry and wet media</p> <p>Ar95 Drawing Develop ideas using different or mixed media, using a sketchbook</p> <p>Ar96 Drawing Manipulate and experiment with the elements of art: line, tone, pattern, texture, form, space, colour and shape</p> <p>Ar97 Painting Choose appropriate paint, paper and implements to adapt and extend their work</p> <p>Ar98 Painting Create shades and tints using black and white. Work from a variety of sources, including some researched independently</p> <p>Ar99 Painting Show an awareness of how paintings are created</p> <p>Ar100 Printing Describe varied techniques</p> <p>Ar101 Printing Show confidence in printing on paper and fabric</p> <p>Ar102 Textiles/Collage Show awareness of the potential of the uses of materials</p> <p>Ar103 Textiles/Collage Use different techniques, colours and textures when designing and making pieces of work</p> <p>Ar104 Modelling and Sculpting Create sculpture and constructions with increasing independence</p>

